

Welcome to the K12 School Online Shop

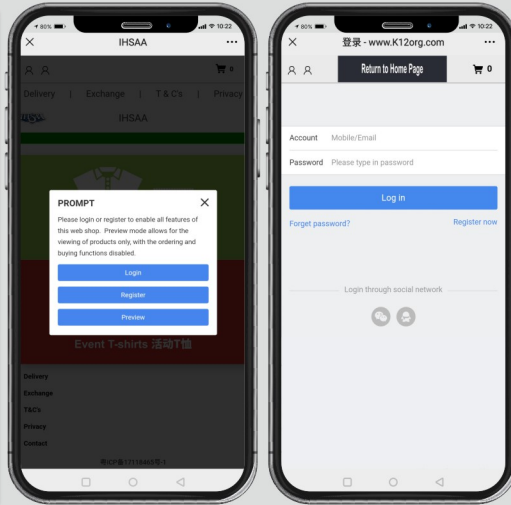
The following instructions are for logging in and purchasing school items through the assigned school online shop

To access the school online shop, simply scan the QR code or follow the link provided by the school



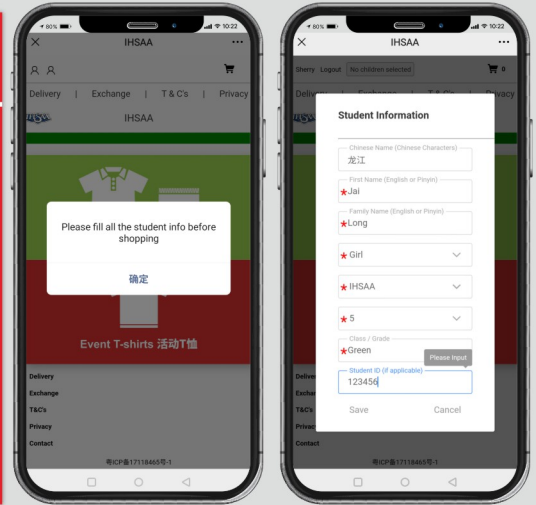
This QR Code is for demonstration purpose only

1 Registration/Login



Click "Register" to set up your account. You can use either an email address/mobile phone number or wechat/QQ

2 Child Registration



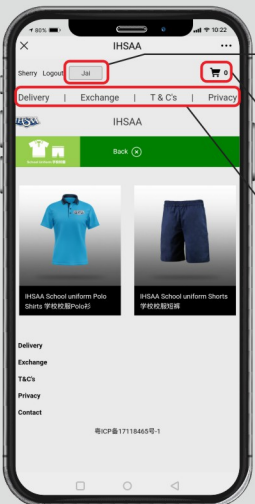
Next, register your "Child". You can register multiple children

Click "Add+" to fill in the student information.

3 Choose Category



Choose you category, for example, "School Uniform".



Select the item you want to Purchase.

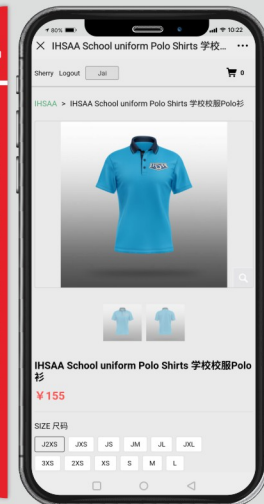
Child selection Button

Shopping Cart Button

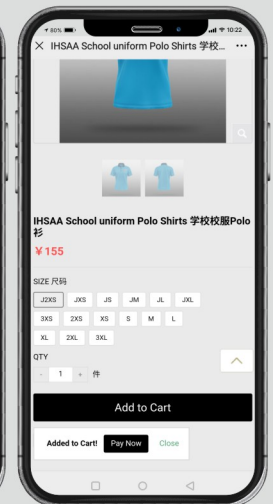
Information Buttons

The online shop is bilingual. On the home page, you can switch between English and Chinese

4 Choose Product

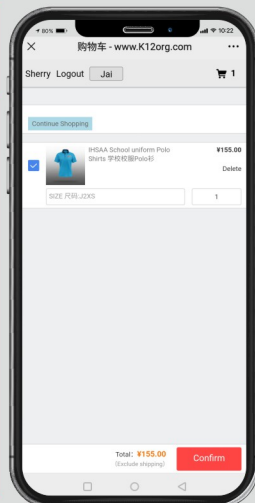


Select your size and quantity. If personalization is an option, add your NAME in the assigned field.

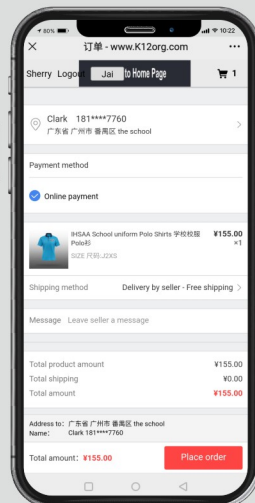


Click "Add to Cart", then "Pay Now" or continue shopping

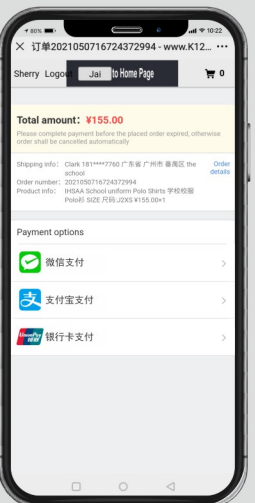
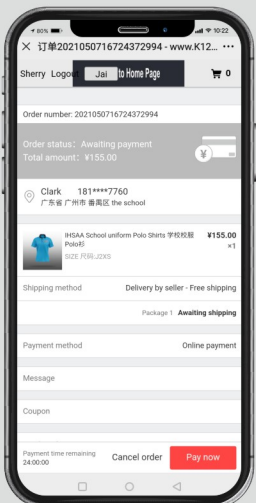
5 Purchase



You can check your order details in the "Order details" page.



Submit order page: School address is always default address.



The order will only go through if payment has been made

Contact

inquiries@k12org.com
020-84717760
18124287760
After-sales service:
Workdays,
09:00-18:00pm